



# AIBA R&J Manual

## International Boxing Association

January 2018



# FOREWORD

As the worldwide governing body of the sport of boxing, the International Boxing Association (AIBA) prides itself on investing due care and attention into all areas of our development as an organization.

One of those areas is the continued professional progress of our Referees & Judges, which we achieve by making sure that the proper and complete education of our Officials is maintained by providing them with up-to-date changes in AIBA Rules and Regulations.

We have therefore assembled this version of the R&J Manual with the intention of updating our Referees and Judges on the latest AIBA Rules. It is worth noting that the content of this manual should not be seen as definitive; rather, it should be considered as a reference point for the ongoing changes and emerging innovations in the sport. Our minds should never be closed to new ideas. Improvements in the rules may well lead to improved conditions for our Boxers and Officials and indeed enhance the level of entertainment we offer to the fans.

The purpose of this manual is to encourage new and current R&Js to use it as a reference point for detailed and scrutinized procedures. The manual marks the go-to entry-point for R&Js as it clearly outlines the correct procedures for handling specific situations and what is expected from R&Js in such predicaments, as opposed to a simple list of rules.

The criteria to become part of our talented team of R&Js encompass a broad range of skills and interests, but an appropriate degree of physical fitness, absolute integrity and a passion for boxing are seen as essential elements of every Official's credentials. We believe that a sincere passion for the sport will naturally override and transcend any perceived boundaries of nationality and creed and eliminate prejudice in determining our winners and champions.

Our R&Js are an integral part of AIBA's makeup, comprising the lifeblood of boxing; the split-second actions and educated decisions that you make set the rhythm to which the heart of the sport beats. Boxing is unique in this way and, because of this, we expect and demand a level of officiating that matches the dedication shown by our Boxers.

Consequently, we see it as paramount to aid this learning process in every way we can, and that is our motive for producing this comprehensive and coherent manual complete with clear guidelines and procedures for our R&Js whilst promoting and encouraging the input of instinct and personal perception from our Officials.

Our goal is to tutor, train and place trust in those who represent this vital extension of AIBA in the ring and through the right teaching and mentoring, this goal becomes a reality.

Yours in sport,  
AIBA Refereeing & Judging Commission

# TABLE OF CONTENT

---

## FOREWORD

### CHAPTER 1: INTRODUCTION OF AIBA

1.1.	Overall AIBA Organization	6
1.2.	Management Structure for R&J Management	6
1.3.	Introduction of AOB, APB and WSB	7
1.4.	Database for R&Js	8

### CHAPTER 2: R&J MANAGEMENT

2.1.	R&J Appointment Management for Competition	10
2.2.	R&J In-Competition Management	11
2.3.	R&J Evaluation System	12
2.4.	Dress Code	12
2.5.	Financial Terms & Conditions	13
2.6.	R&J Logistics	14

### CHAPTER 3: REFEREES

3.1.	Pre-Bout Preparation	16
3.2.	Pre-Bout Instructions	17
3.3.	Movement	18
3.4.	Positioning	18-19
3.5.	Cautions and Warnings	20
3.6.	Fouls	21
3.7.	Knockdowns	22-24
	3.7.1. Boxer down from a foul blow	24-25
3.8.	Break	25
3.9.	In-fighting	26
3.10.	Injury	26
3.11.	Cuts	27

---

## CHAPTER 4: JUDGES

4.1. Scoring System	29
4.1.1. Scoring Pad	29
4.1.2. Scorecard	30-31
4.2. Awarding of Points	31-32

## CHAPTER 5: PROCEDURES

5.1. The Duties before a Bout	34
5.2. To Start a Bout	34
5.3. Speaking to the Boxer	34
5.4. To issue a Caution	35
5.5. To issue a Warning	35
5.6. To Issue a Disqualification	36
5.7. The Command Time	36-37
5.8. In the event the Gumshield comes out	37
5.9. Foul Committed after the Bell	37
5.9.1. Consulting the Judges	38
5.10. To administer an 8-Count	38-39
5.11. Cuts	40
5.12. Abandonment / Referee Stops Contest	40-41
5.13. Procedure right before and during rest period	41-42
5.14. Scoring Machine Malfunction	42
5.15. Duties after a bout	43

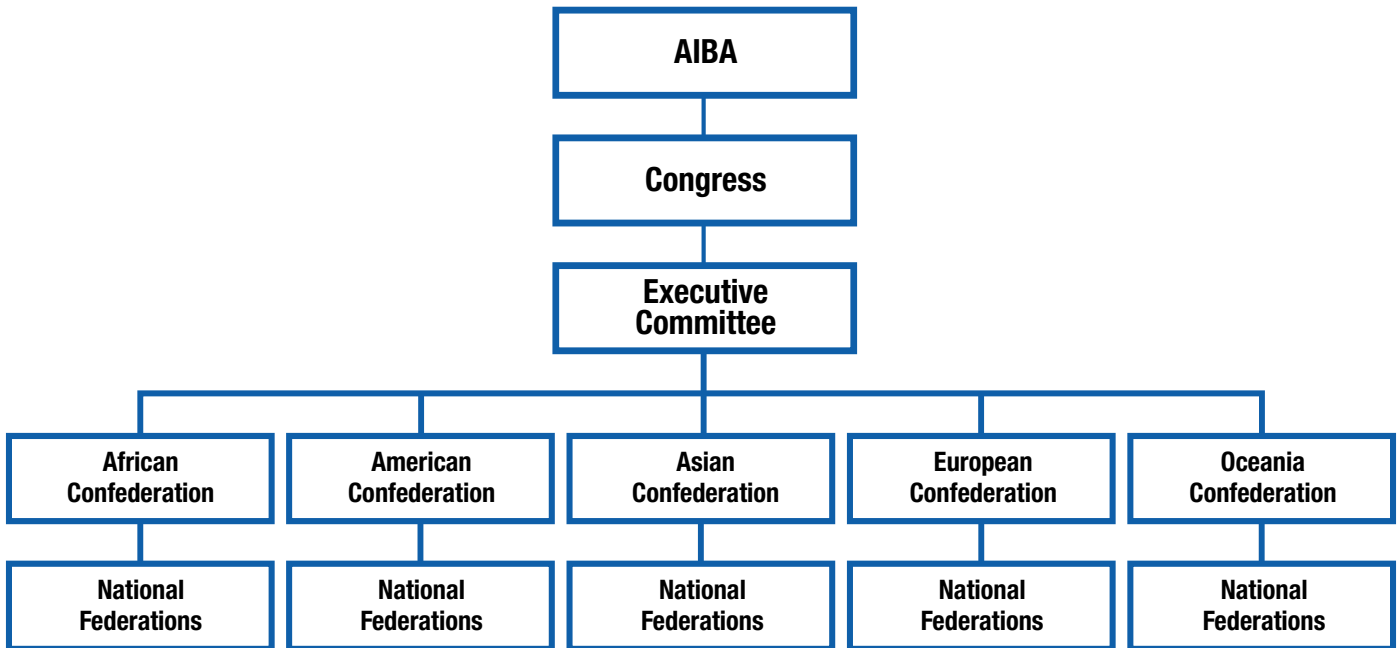
APPENDIX I	Ethics
APPENDIX II	AIBA Officials' Oath
APPENDIX III	Code of Conduct
APPENDIX IV	Foul Illustration Pictograms



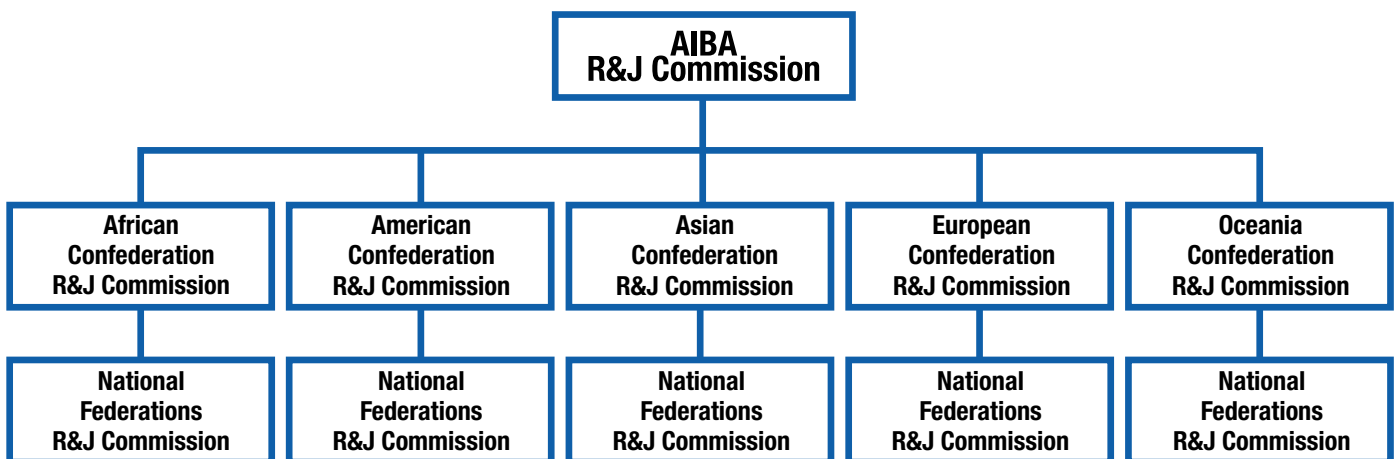
# ➔ CHAPTER 1 INTRODUCTION OF AIBA



## ➔ 1.1. OVERALL AIBA ORGANIZATION



## ➔ 1.2. MANAGEMENT STRUCTURE FOR R&J MANAGEMENT



## 1.3. INTRODUCTION OF AOB, APB AND WSB

---

### **AOB (AIBA Open Boxing)**

For any Boxer who longs to make a significant career in the sport, the first steps in AIBA start with AIBA Open Boxing (AOB) Competitions.

These competitions are defined as “Open”, as AIBA opens the door to all Boxers wishing to represent their country in any of the AIBA “Olympic-style” Competitions, including the AIBA World Boxing Championships.

AIBA Open Boxing is also represented in all major Multi-Sports Games including the Olympic Games, the Youth Olympic Games, Continental Games (All-Africa Games, Asian Games, Pan-American Games and European Games), Commonwealth Games, Mediterranean Games and many more.

### **WSB (World Series of Boxing)**

Developed by AIBA, the World Series of Boxing (WSB) is one of the most exciting emerging sports leagues in the world. Bringing together the best Boxers on the planet to compete in a team format across ten weight categories, the WSB represents a whole new way of thinking about boxing.

Being the world’s first truly global boxing league with Franchises from four continents: Africa, Americas, Asia and Europe, the WSB promotes a transparent scoring system and brings with it a much needed world-leading governance and commercial guidance to international boxing.

Endorsed by nearly 200 National Federations, it reunites the broader boxing community and connects the sport to its grassroots foundations, helping it to reclaim its mainstream position across the world.

### **APB (AIBA Pro Boxing)**

APB is an individual pro-style boxing program under the governance of AIBA.

The APB boxers’ roster comprises the best AIBA Open Boxing (AOB) and World Series of Boxing (WSB) athletes, as well as a selection of pro boxers from around the world.

## 1.4. DATABASE FOR R&JS

---

The AIBA HQs Office will maintain all records of R&Js on their participation, evaluations and personal information through the AIBA Database.

Except for private information and performance evaluations, all information will be available to the public through the AIBA Database and this information will include:

- Medical Certification
- Appointments from National Level to International Level, APB & WSB
- Video of R&J refereeing.



## ➔ CHAPTER 2 R&J MANAGEMENT

---



## 2.1. R&J APPOINTMENT MANAGEMENT FOR COMPETITION

---

### Certified R&Js are allowed to officiate as follow:

---

- 1-Star R&Js: AOB Elite National Competitions, Dual Matches and 1-Star Competitions
- 2-Star R&Js: AOB Elite National Competitions, AOB Continental Competitions, except Elite Continental Championships.
- 3-Star R&Js: All AIBA AOB Competitions.
  - Additional Certification is required to officiate in APB & WSB Competitions.

AOB Competitions are divided into three levels (1-Star, 2-Star and 3-Star Competitions), depending on the number of Boxers and countries participating, as well as the Boxer's level. For further details of competition level, please refer to the AOB Competition Rules, Appendix A.

For AIBA Competitions, AIBA R&J Commission shall be responsible for managing the appointment of R&Js.

For all Confederation Competitions, the National Federations will send the names of the R&Js, and the Confederation R&J Commission will select and confirm their appointment to participate in the event.

### Number of R&Js in each competition:

---

- For all AIBA competitions, AIBA will assign only one (1) R&J from each country except in the World Championships where a maximum of two (2) R&Js will be permitted to the host country.

### Confirmation of the eligibility in each Confederation Competition:

---

- For all Confederation Competitions, the Confederation will send the registered R&Js from each National Federation to the AIBA HQs office to receive its final confirmation on the R&Js eligibility to participate in the competition, before the start of the competition.

## 2.2. R&J IN-COMPETITION MANAGEMENT

---

### R&J Meeting / Assessments:

---

- Each day, in an AOB competition the contest sheets of the previous day must be displayed at least 10 minutes before the start of the R&J meeting. The R&Js must not be able to take the contest sheets
- The R&J meeting must be conducted by:
  - AOB – Referee/Judge Evaluator
  - APB/WSB – Supervisor
- Under no circumstances will the Supervisor endorse an R&J Record Book with an opinion of performance at a competition. The Supervisor must specify the number of bouts officiated by each R&J.

### The R&J Lounge:

---

- In AOB Competitions, only working R&Js, Supervisor, Deputy Supervisor, Referee Evaluator, R&J Coordinator and AIBA Staff members are allowed to access the R&J Lounge. In APB/WSB, only working R&Js, Supervisor and AIBA Staff members can access the R&J Lounge.
- The R&J Lounge has to be located as close as possible to and on the same level/floor as the FOP.
- The R&J Lounge must have proper arrangements for catering, drinks and international standards of housekeeping.
- The Supervisor has the authority to approve the conditions and location of the R&J Lounge for the competition.
- In AOB, Pre-session briefings will be conducted by the R&J Evaluators in the Lounge and/or meeting room.

### Hotel Accommodation:

---

- The R&Js' hotel must be separate from the Delegations' hotel but could be the same as the AIBA Family and ITOs.

### Accreditation – Access Zone Definition:

---

- R&Js must only get access to the FOP and R&J Lounge.

## 2.3. R&J EVALUATION

---

### AOB:

---

- One (1) Referee Evaluator for each ring is assigned to every competition. Their role is to evaluate the Referee during the competition, calculate the evaluation score and provide immediate feedback if required.
- One (1) Judge Evaluator for each ring is assigned to every competition. Their role is to score the bout, evaluate the results of each judge per round/bout and calculate the evaluation score.

### APB/WSB:

---

- The Supervisor assigned to each match is required to submit reports to AIBA HQs office after each match.
- AIBA's R&J Commission will review the matches and provide feedback directly to the R&J when deemed necessary.
- R&J self-evaluation is a tool used to further develop officials after a match.

## 2.4. DRESS CODE

---

### In the Competition Venue

---

- The Referee must wear only the official AIBA attire for Referees & Judges.
- The Referee is strongly recommended to wear surgical gloves (white or transparent) when officiating (for the safety of Referee and Boxers).
- The Referee will not be allowed to wear any jewelry (except smooth wedding band) or any other accessory.

### Outside of the Competition Venue

---

- Wearing any type of clothing that represents any country should be avoided.
-

## 2.5. FINANCIAL TERMS AND CONDITIONS

---

Whenever AIBA is responsible for R&J costs, the following will be covered:

---

- Complete Air travel costs;
- Accommodation / meals;
- Visa Fee;
- Per Diem;

The per diem for AOB will be a set amount per day. This per-diem will include the arrival and departure date of the R&J.

The per diem for APB & WSB will be a set amount per match, and will not include any arrival and departure dates.

**AIBA Competitions to be covered by AIBA:**

---

- Olympic Qualifying Competitions;
- World Championships;
- Continental Championships;
- AIBA Pro Boxing;
- World Series of Boxing.

R&J certification courses will be paid for by the National Federations or the individual participants, unless otherwise indicated in an invitation letter.



## 2.6. R&J LOGISTICS

- Upon receiving an appointment letter to an event, the R&J must respond within the deadline indicated.
- If any type of communication is sent without a deadline indicated, it is expected the R&J respond to this within twenty-four (24) hours.
- In the response to an appointment, the R&J should mention if a visa is needed to the traveling country, and if there is an embassy to obtain this visa in his/her own country. If the R&J already has a visa to enter said country, this should be indicated in the response to the appointment letter.
- If an invitation letter is requested for the visa application, the R&J must ask AIBA to provide this letter.
- An R&J with a Schengen visa must update their AIBA database profile with these details as soon as possible.
- Upon the R&J's confirmation of an appointment letter and/or availability on certain dates, cancellation and withdrawal from commitment should not happen unless there are extraordinary circumstances beyond the control of the R&J. In any case, the R&J may be responsible for covering any financial loss that may occur.
- The R&J should check his/her passport, making sure it is valid for at least one (1) year minimum. If it expires within less than one (1) year, the R&J will be required to inform the AIBA HQs Office immediately, and take proper steps to renew the passport.
- It is advised, for those living in a country that allows a person to hold more than one (1) passport, to obtain a second passport and upload a scanned copy in their AIBA database profile.
- If an R&J holds more than one (1) passport, he/she must indicate which passport should be used for booking flights.
- Upon receiving airline itinerary, the R&J should check that the necessary visa to transit through a country, if necessary for connecting flights, is in order.
- The R&J will receive an e-ticket which should be printed out and taken to the airport on the travel date. Ticket information **must be read carefully** to ensure the dates and time of the flight is not missed.
- The R&J is responsible for active follow up and communication with the AIBA HQs Office on logistics. Emails and voicemails should always be checked for communication, and if there are no messages, a follow up to the AIBA HQs Office is required.

Note:

For all logistics communication please use the following address:

- AOB – [sport@aiba.org](mailto:sport@aiba.org)
- WSB – [Competition@worldseriesboxing.com](mailto:Competition@worldseriesboxing.com)
  - This address should also be copied in any correspondence between the R&J and the Franchise.

## ➔ CHAPTER 3 REFEREES



## 3.1. PRE-BOUT PREPARATION

---

### The Referee should be mentally prepared:

---

- By concentrating on task at hand
- By disregarding any personal issue
- By clearing the mind of any negativity
- By staying focused, calm and balanced

### The Referee should be physically prepared:

---

- By warming-up, stretching and refreshing

### The Referee should be ready for their assigned bout:

---

- By wearing surgical gloves before entering the ring
- By obtaining gauze pads
- By checking their uniform to ensure it is clean and tidy

### The Referee should identify positions around the ring:

---

- By knowing the sounding device (in the event of 2 rings)
- By knowing where the main camera is located in order to face the camera when the decision is announced
- By identifying the positions of the Supervisor, Judges, Timekeeper and Ringside Doctor

## ➔ 3.2. PRE-BOUT INSTRUCTIONS

---



Pre-Bout instructions should be given to both Boxers simultaneously in the middle of the ring.

Pre-Bout instructions should be short and to the point:

---

- Low head – point to the head and say “head up”
- Holding – indicate the holding signal and say “no holding”
- Beltline – point to the beltline to indicate legal blows
- Command – point to the ear and say “stop”, “break” and “time”.

## ➔ 3.3. MOVEMENT

---

The Referee should always walk smooth and relaxed.

The Referee should always walk and not run to reach the desired position.

The Referee should avoid walking backward as much as possible.

When Boxers move clockwise, the Referee may move counter clock-wise and vice versa.

The Referee should never walk in between Boxers after caution, “stop” or “break”.

The Referee should move with hands down.


## ➔ 3.4. POSITIONING

---

### During the Bout

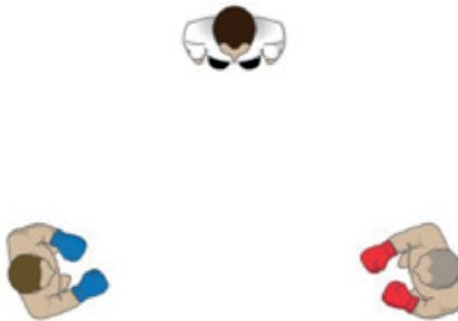
---

- The Referee shall always try to maintain the “V” position. The following illustration shows the position to strive for during a match.

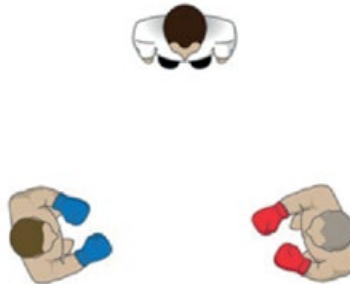





- The Referee should stay, as much as possible, on the open side when refereeing left-hander vs right-hander
- The Referee's distance from the action will be dictated by the distance of Boxers
- The illustration below shows 2 Boxers keeping a long distance from each other, the Referee should keep a measured distance from the Boxers in this situation.



- The illustration below shows 2 Boxers at a medium distance from each other, the Referee should close the distance slightly between himself and the Boxers.



- The illustration below shows 2 Boxers in close distance, the Referee should close the distance more between himself and the Boxers.



- Positions that Referees should NEVER be in:
  - Behind Boxers
  - In the corners
  - Against ropes
  - Too close to Boxers or too far from Boxers
  - Facing away from one or both Boxers,

## 3.5. CAUTIONS AND WARNINGS

---

A caution is an advice or an admonishment for less serious infringements.

A warning is given when a Boxer breaks the rules but does not warrant disqualification.

The number of cautions given before a warning is at the discretion of Referee.

Cautions should not be given during one (1) minute rest period between rounds.

If a foul has taken place after bell has sounded and merits a warning, the Referee should wait until the commencement of next round

After a warning, a Boxer can be cautioned for a same offense at the discretion of the Referee.

A third warning is automatic disqualification.

For minor fouls, cautions can be given without stopping the Bout.

For persistent major fouls, the Referee should command “stop” and issue a caution.

For flagrant fouls, the Referee should command “stop” and give a strong caution or warning and if there is no other option, then disqualify the Boxer.

Cautions and warnings must be given clearly in such a way that the Boxer and the Judges as well as the Supervisor understand the offense. The Referee should demonstrate this by giving hand signals that are appropriate to the offense.

To issue a warning, the Bout must first be stopped by giving the command “Stop”, not TIME. The offended Boxer should be sent to the neutral corner. The offender should then be given a warning (to be indicated with the thumb), by clearly showing the infringement to the offending Boxer, then by indicating it to the Supervisor. Lastly, the command “Box” should be given. The command ‘Box” should be given only after the Referee is sure that the offender clearly understands the warning.

A Boxer may be disqualified with or without previous warning.

When the Referee must disqualify the offender, both Boxers should be sent to their respective corners, and the decision of whom is disqualified and for what reason must be given to the Supervisor. The Referee should not accompany a disqualified boxer to his/her corner.

## 3.6. FOULS

There are three types of fouls. Minor, major and flagrant thus based on the criteria caution or warning/disqualification can be issues.

### Common minor fouls are:

- Low head but not dangerous
- Slight holding, not causing advantage
- Slight pushing, not causing advantage
- Not stepping back on the command “Break”
- Stepping on the opponent’s toe.

For minor fouls, cautions should be given without stopping the Bout by using hand signals and/or verbal commands

### Common major fouls:

- Low blow
- Holding
- Hitting behind head
- Hitting behind back
- Pushing
- Slapping
- Holding and hitting
- Low Head
- Passive Defense
- Gum shield falls out or knocked out.

For major fouls, the Referee should command “stop” and issue at least a “strong caution”, may also issue a “warning”

### Common flagrant fouls:

- Head butt
- Lacing
- Slamming opponent to the canvas
- Strike opponent without taking a full step back on the command “Break”
- Hitting while opponent is down
- Hitting after the bell
- Hitting behind the head (intentional)
- Hitting behind the back (intentional)
- Hitting with the elbow
- Hitting with shoulder
- Spitting out gum shield.

For flagrant fouls, the Referee should command “stop” and give “strong caution” or “warning” and if there is no other option, then disqualify the Boxer.

The Referee shall use experience to control the Bout without causing unnecessary stoppages, warning, disqualification, etc.

The listed fouls are not all inclusive and are just a few examples.

If a Referee has any reason to believe a foul has been committed which is unseen, the Referee may consult the Judges.

## 3.7. KNOCKDOWNS

---

### Definition of Down

---

A Boxer will be considered knocked down due to a legal blow if:

- The Boxer touches the floor with any part of the body other than the Boxer's feet as the result of a blow or series of blows.
- The Boxer hangs helplessly on the ropes as the result of a blow or series of blows.
- The Boxer is outside or partly outside the ropes as the result of a blow or series of blows.
- Following a hard punch, the Boxer has not fallen and is not lying on the ropes, but is in a semi-conscious state and cannot, in the opinion of the Referee, continue the Bout.

### Counts following a Knockdown

---

In the case of a Knockdown, the Referee must say "stop" and then:

- Begin to count from one (1) to eight (8) if the Boxer is fit to continue.
- Begin to count from one (1) to ten (10) if the Boxer is unfit to continue.
  - It is not always necessary to count to 8 or 10. The referee may stop the count and wave off the bout at any time during the count.

The Referee will count with intervals of a second between the numbers, and will indicate each second with the hand so that the Boxer who has been knocked down may be aware of the count.

Before the number "one" is counted, an interval of one second must have elapsed from the time when the Boxer is knocked down, and the time of announcing "one".

In the process of counting, the Referee's hands should be in front of the Boxer at arm's length. The Boxer must always have full view of the Referee's count.

When counting, the Referee should angle him/herself to have view of the Boxer in the neutral corner while fully concentrating on the "down" Boxer.

## Responsibilities of the Opponent

---

If a Boxer is knocked down, the Boxer's opponent must at once go to the neutral corner as designated by the Referee and remain there until the Referee allows the Boxer to leave.

If the opponent does not respect this, the Referee must suspend the count until the opponent complies with the command.

## Mandatory Eight (8)-Count

---

When a Boxer is knocked down as the result of a blow, the Bout must not continue until the Referee has reached a mandatory eight (8)-count, even if the Boxer is ready to continue before then or the round has come to a close.

## Boxer Knocked Out of the Ring

---

In the case of a Boxer being punched out of the ring by a legal blow, the Boxer must be allowed thirty (30) seconds to come back into the ring, after the eight (8)-count, without the help of anyone. In the case the Boxer is not able to come back within the above mentioned timeframe, such Boxer will be deemed to have lost the Bout by RSC

- The Referee will start the count (8-count), as soon as the Boxer goes out of the ring.
- If the Boxer is still out of the ring after the 8-count, the Referee must command the "Time" signal to the Timekeeper to start the clock for thirty (30) seconds.
- After twenty (20) seconds passed, the Timekeeper will start the ten second count with a signal for each second.

In the case of a Boxer who falls out of the ring due to his own accord and does not come back within the above mentioned timeframe, such Boxer will be deemed to have lost the Bout by RSC

- The Referee will command the "Time" signal to the Timekeeper to start the clock for thirty (30) seconds.
- After twenty (20) seconds passed, the Timekeeper will start the ten second count with a signal for each second.

In the case of a Boxer being pushed out of the ring:

- The eight (8)-count is not necessary
- The Referee will command "Time"
- It is necessary for the Timekeeper to begin the sixty (60) seconds count
- If the Boxer is unable to enter the ring or enters the ring but seems unfit to continue, the Referee will ask a Ringside Physician to examine the Boxer
  - If the Ringside Physician declares that the Boxer is unfit to continue, then the opponent of the Boxer will lose by Disqualification.
  - If the Ringside Physician declares that the Boxer is fit to continue, then the Referee will issue a warning to the offending Boxer, then resume boxing.



## Knockout

---

After the Referee says “ten”, the Bout ends and must be decided as KO.

The Referee may stop the count if in his/her opinion the Boxer needs immediate medical attention. In this case it is also considered a KO.

## Boxer Knocked Down at the End of a Round

---

In the case of a Boxer being knocked down at the end of any round, the Referee must continue to count until the Boxer is no longer knocked down irrespective of the end of the round.

Should the Referee count to ten (10), such Boxer will be deemed to have lost the Bout by KO. The gong will not save the Boxer.

## Second Knockdown without a Further Punch

---

If a Boxer is knocked down as the result of a punch and the Bout is continued after the eight (8)-count has been reached, but the Boxer falls again without having received a further punch, the Referee may continue the count from the eight (8)-count up to ten (10), or may stop the bout immediately.

## 3.7.1 BOXER DOWN FROM A FOUL BLOW

---

### If the Referee did see the blow

---

After a low blow

- If the offended Boxer does not complain and the low blow was not hard and intentional, the Referee must signal the foul without interrupting the Bout.
- If the offended Boxer complains about the severity of the low blow, the Referee will have two (2) options:
  - The offending Boxer will be immediately disqualified if it is an intentional and hard blow.
  - Start the eight (8)-count.

Note: The option to disqualify the offending boxer is still available to the Referee after starting an eight (8)-count, as long as the eight (8)-count is not completed. In other words, the Referee may stop the eight (8)-count and disqualify the offending boxer. However, once the Referee completes the eight (8)-count, the Referee must continue to the next 2 options in the procedure.

- After the eight (8)-count, the Referee will have (2) options:
  - The Boxer **is fit to continue**: the Referee may give a warning to the offender, if the Referee considers necessary, and the Bout will continue.
  - The Boxer **is unfit to continue**: the Referee will give a certain amount of time to the Boxer to try to recover with a maximum of up to 90 seconds.
  - The Timekeeper will signal 30 seconds, 60 seconds and 90 seconds
- After above mentioned timeframe, the Referee will have two (2) options:
  - The Boxer **is fit to continue**: the Referee may give a warning to the offender and the Bout will continue.
  - The Boxer **is unfit to continue**: the opponent will be declared the winner of the Bout by RSC-I.

## Other Foul Blow

---

Eight (8)-Counts due to any foul will not go towards the Compulsory Count Limits.

After the eight (8)-count, the Referee must give clear signal of the infringement to the offending Boxer to make clear the count was due to a foul.

## If the Referee did not see the Blow

---

- [Refer to procedures described in 5.9.1 Consulting the Judges.](#)

## 3.8. BREAK

---

The command “Break” should be used when there is prolong holding by both Boxers.

After the command “Break”:

- The Referee should use verbal commands
  - If Boxers still do not break then the Referee may physically but gently separate both boxers simultaneously to arm’s length.
  - The Referee should be reminded not to push or grab Boxers.
  - When breaking Boxers up against the ropes or in the corner, it is unnecessary to bring Boxers to the center of the ring.
  - When Boxers are against the ropes or in the corner, infighting cleanly, it is not necessary to break Boxers.
  - Fouls should be dealt with by cautions and warnings and not by always ordering “Break”.
  - The Referee must insist on both Boxers taking one full step backwards, before resuming boxing.
  - If one of the Boxer’s hands is free, there is no clinch; therefore, there is no need to call “Break”.
  - The Referee should never walk in between Boxers after ordering “Break”.

## 3.9. INFIGHTING

---

The Referee must distinguish between “infighting” and “clinching”. A clinch occurs when one or both Boxers lead and for a moment their arms become locked together. This is not an offense.

An offense does occur when a Boxer does not make an attempt to disengage from the clinch and continues to hold on. Furthermore, offense is aggravated when one of the Boxers clinches continuously and momentarily uses it as a tactic.

When a clinch becomes “awkward” and there is a potential for injuries/major fouls, the Referee must call “Stop” immediately. In an awkward clinch, one of the Boxer is in a defenseless position.

(Please refer to Pictogram section for some “awkward clinches” examples).

Correct infighting is when a Boxer balances steadily on one’s own feet without leaning on the opponent and can take an upright position anytime without falling forward

## 3.10. INJURY OR KNOCKDOWN

---

The Referee, upon noticing any injury, shall start a standing 8-count.

After the eight (8)-count, the Referee shall consider whether the Boxer is fit to continue or not and if the Boxer is unable to continue, the Referee shall take the Boxer to a Ringside Physician.

The Referee shall make the decision based on whether the injury was caused by:

- Foul
- Accident
- Simulation
- Legal blow

Upon seeing a boxer go down without a punch the Referee should determine quickly if the boxer is in pain (and demonstrating it) should command “Time”. If the boxer is not demonstrating pain then commence with an 8-Count.

If the Referee commands “Time”, either take the boxer to the doctor or bring the doctor to the boxer. If the doctor determines that the boxer cannot continue then the Referee waves the bout off and the decision is RSC-I.

If the Referee commences an 8-Count (Low Blow), continue and follow the Low Blow procedure.

If the Referee commences an 8-Count (Legal Blow), continue as long as the boxer is down.

## 3.11. CUTS

---

The Referee, upon noticing any bleeding, shall give the command “Time”, consider taking a boxer to the Ringside Physician depending on the severity of the injury.

The Referee will have on their person a sterilized pad to clean around an injured area depending on the severity. The Referee must not touch the injured area itself. Once the injured Boxer is cleaned with the sterilized pad, it is to be discarded immediately in the plastic bags located in the neutral corners.

If an injured area continues to bleed, the Referee will consult the Ringside Physician. The Ringside Physician will inform the Referee whether the Boxer is fit to continue or not.

In the case a facial cut is not severe the Referee will not stop the Bout, he will allow the bout to continue and take action if it becomes severe.

- In the case a facial cut is severe, the Referee will take the Boxer to the Ringside Physician and immediately inform the Supervisor of the cause of the injury:
  - Intentional head butt
  - Accidental head clash
  - Legal blows
- If the Referee is in doubt whether to take the Boxer to the Ringside Physician, the Referee should take the Boxer to the Ringside Physician anyway because safety should be the primary goal.

## ➔ CHAPTER 4 JUDGES

---

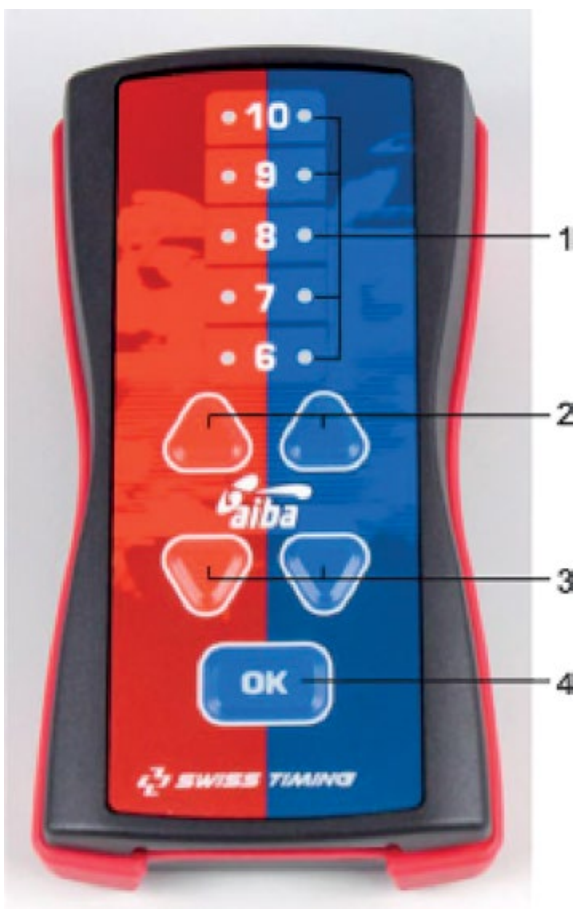


## ➔ 4.1. SCORING SYSTEM

The Scoring System is based on a Ten Point Must-System.

At the end of each round, each Judge must determine the winning Boxer of that round by awarding a score of ten (10) points and by awarding nine (9) or less points – down to 7 – to the losing Boxer, depending on the judgement as to the degree to which the opponent lost the round. Every round must have a declared winner.


### ➔ 4.1.1. Scoring Pad



#	Element	Description
1	Score indicator	Indicates the currently selected score for each corner
2	Score selector (increase)	Increases the score by one point when pressed
3	Score selector (decrease)	Decreases the score by one point when pressed
4	OK/Confirmation button	Confirms and sends the selected score when pressed

Note: Although there is an option to choose “6” as a score on the Scoring Pad, as per AIBA Technical rules, “7” is the lowest score that can be awarded

## ➔ 4.1.2 SCORE CARD

												
<b>JUDGE SCORE CARD</b>												
DATE:		COMPETITION:										
BOUT NUMBER												
		JUDGE NUMBER										
JUDGE NAME:		Judge NOC Code:										
<table border="1" style="width: 100%; border-collapse: collapse; text-align: center;"> <tr> <td style="width: 50%;"><b>RED</b></td> <td style="width: 50%;"><b>BLUE</b></td> </tr> <tr> <td>NOC Code:</td> <td>NOC Code:</td> </tr> <tr> <td>Round Score</td> <td>Round Score</td> </tr> <tr> <td></td> <td></td> </tr> </table>		<b>RED</b>	<b>BLUE</b>	NOC Code:	NOC Code:	Round Score	Round Score			<table border="1" style="width: 100%; border-collapse: collapse; text-align: center;"> <tr> <td>Round Number</td> </tr> <tr> <td></td> </tr> </table>	Round Number	
<b>RED</b>	<b>BLUE</b>											
NOC Code:	NOC Code:											
Round Score	Round Score											
Round Number												
<i>In case of a Tie, my preference is (to be filled at the end of the bout only):</i>												
WINNER:												
SIGNATURE OF THE JUDGE:												
<small>La Maison du Sport International   Avenue de Rhodanie 54   1007 Lausanne   Switzerland Tel +41 21 321 27 77   Fax +41 21 321 27 75   www.aiba.org</small>												

### Score Cards

In the event the scoring system fails or is not available, score cards will be on each Judge's table.

Each score card will record one (1) round.



The following information should be filled out:

- Date
- Bout number
- Judge's name, number and NOC Code
- NOC Code for each Boxer
- Boxer's score in the round
- The winner of the Bout must be marked (only to be filled at the end of the last round)
- Signature
- The Judge will hand in their score card to the Referee after each round
- It is always necessary for the Judge to write clearly.

## 4.2 AWARDING OF POINTS

---

Each Judge shall score independently the merits of the two (2) Boxers using the following criteria:

### Number of quality blows on target area

- Blows must meet the legal blow criteria
- Quantity and quality of these blows should be considered
- When the quantity of the blows are equal, the quality of the blows can decide the winner of the round
  - Example: Ten (10) jabs and ten (10) power punches has the edge over twenty (20) jabs
- When the quantity of the blows are not equal, the quality of the blows can decide the winner of the round
  - Example: Seven (7) jabs and seven (7) power punches has the edge over sixteen (16) jabs.

### Domination of the Bout

- A Boxer who is controlling the Bout with a combination of attack and defence
- A Boxer who is the “Effective Aggressor”
- A Boxer who is constantly attacking by going forward is not necessarily an “Effective Aggressor”
- A Boxer who controls the bout with a combination of attack and defence, he scores cleanly while defending against counter punching
- A Boxer who forces the action and sets the tempo of the bout

### Competitiveness

- Boxer who is consistently trying to win through the entire bout
- Boxer who continuously shows strong desire to compete and win
- Boxer who continuously shows initiative to win
- Boxer with inferior condition who tries to overcome and win the Bout.

### Number of quality blows on target area

- A Boxer who causes his opponent to miss and makes him vulnerable to his punches
- A Boxer throwing effective counter jabs and stands his opponent off
- A Boxer who sets the positions in the ring and the pace of the action (for example - lateral movement)
- Neutralizes style or type of boxer: slugger vs boxer, southpaw vs orthodox, cuts off the ring, works opponent into a corner etc.
- Successfully avoids the clean hit of an opponent by blocking, slipping, weaving, parrying, and good footwork.
- Remember that running and holding is a tactic of self-defense, but not boxing defense
- Holding is a deterrent to impede the tactics of a good boxer and an infringement of the rules.
- Pushing the opponent is another Tactic but as we know that is also a foul
- Body Punch: is a Tactic and requires Technique to throw

Judges can award score of ten (10) points for a Boxer who they believe performed better and nine (9) or less for the other Boxer

- 10 : 9 – Close round
- 10 : 8 – Clear winner
- 10 : 7 – Total dominance

#### 10 : 9 Rounds

- When both Boxers are evenly matched in most of the criteria
  - Close round may include a count.

#### 10 : 8 Rounds

- There is a clear winner due to the big difference in number of quality blows scored
- There is a clear winner with smaller difference in number of quality blows scored but may include a count.


#### 10 : 7 Rounds

- One Boxer is completely dominant over the other Boxer in all criteria
- There is a clear winner due to the big difference in number of quality blows scored and may include a count.

These scoring criteria apply to AOB, WSB and APB Competitions

## **➔ CHAPTER 5 PROCEDURES**

---



## ➔ 5.1 THE DUTIES BEFORE A BOUT

---

### The Referee may:

- Wear surgical gloves
  - Gloves should be fitted before entering the ring
- Ensure he/she has gauze in pocket
- The Referee should enter the ring before both Boxers
- If he/she is the first Referee of the Session, he/she should inspect the ring
  - Thereafter, all the other Referees shall give a quick inspection of the ring
- Ask both Boxers to enter the ring.

## ➔ 5.2 TO START A BOUT

---

- After checking the ring, the Referee should visually ensure that Judges, and Ringside Physicians are in position; the Referee should not indicate respective position to each Judge and Ringside Physician
- The Referee should check both Boxers, then bring both Boxers to the center of the ring for the Pre-Bout Instructions and send them back to their respective corner
- The Referee will signal the Supervisor to ensure the Bout can start
- The Referee will then signal the Timekeeper and Gong Operator to ring the gong
- When the gong sounds, the Referee must command “Box” to start the Bout.

## ➔ 5.3 SPEAKING TO THE BOXERS

---

- The Referee is encouraged to speak to the Boxers during the action for minor fouls and holding
- The Referee should only use basic language when speaking to the Boxers
  - Ex. “No Holding”, “Head-up”
- Whenever possible, the Referee should call out the Boxer by using the country name of the offending Boxer
  - Ex. “(country name), No holding”; “(country name) Head-up”
- The Referee should only use language/phrases that both Boxers understand
- The Referee's command should not give advantage/disadvantage to the Boxer
  - Simple English commands are recommended.

## 5.4 TO ISSUE A CAUTION

---

- For minor fouls
  - The Referee should not stop the Bout
  - The Referee should seek the best position to obtain line of vision of the offending Boxer
    - It is not necessary to give a caution immediately but it should be issued in a timely manner
  - The Referee should make suitable hand and brief verbal signals to indicate the infringement.
- For persistent minor fouls
  - The Referee should command “stop”
  - It is not necessary to send the other Boxer to the neutral corner
  - The Referee should issue a strong caution using hand and brief verbal gesture.
- For major fouls
  - The Referee should command “stop”
  - It is not necessary to send the other Boxer to the neutral corner
  - The Referee should issue a strong caution using hand and verbal gesture to offending boxer
  - The Referee should have complete attention of the offending Boxer and give a very clear signal of the infringement.
- For flagrant fouls
  - The Referee should command “stop”
  - The Referee may issue a strong caution using hand and verbal gesture to offending boxer or issue a warning.

## 5.5 TO ISSUE A WARNING

---

- The Referee should command “Stop”
- The Referee should send the other Boxer to the neutral corner
- The Referee should bring the offending Boxer to the center of the ring
- The Referee should indicate to the offending Boxer with the whole hand, then demonstrate the infringement with a very clear hand signal and verbally
- The Referee should issue a warning (indicating it with the thumb) to the Boxer then to the Supervisor (indicating it with the thumb) to inform them that a warning was given

## ➔ 5.6 TO ISSUE A DISQUALIFICATION

---

- The Referee should command “Stop”
- The Referee should issue a warning to the Boxer following the “To issue a Warning” procedure
- The Referee should send both Boxers to their respective corner
  - Ensure both Boxers retire to their respective corner
- The Referee should then immediately advise the Supervisor of the reason for the disqualification
- The Referee should then signal the disqualification by waving off the bout
- Referee should then signal to both corners to remove equipment (gloves/headgear)
- The Referee should retire to the neutral corner until the official decision is ready to be announced
  - The Referee should not engage in any discussion with Boxers and/or Coach

## ➔ 5.7 THE COMMAND “TIME”

---

- The Referee will signal the command “Time” by placing two hands in “T” formation. See Illustration below:



“Time”

- The command “Time” shall be used when:
  - The temporary stoppage will be longer than 10 seconds
    - Gumshield is displaced
    - The Boxer’s attire needs attention
    - When necessary to take the Boxer to the Ringside Doctor (cut or injury)
    - Malfunction of:
      - Scoring System
      - Ring equipment
      - Any other things outside of the Referee’s control
        - › Ex. Light
    - Low Blow situation requiring a 90 second recovery period
    - The Boxer falls out of the ring
- The Command “Time” also means that two boxers should stop throwing punches

## 5.8 IN THE EVENT THE GUMSHIELD COMES OUT

---

- The Referee will command “Time”
- The Referee will send the other Boxer to the neutral corner
- The Referee will then take the Boxer to his/her respective corner to have the Coach wash and return the gumshield
- Before commanding “Box”, the Referee will give a caution to the Boxer by a hand signal and verbal communication.

If warning / disqualification is necessary, the Referee should follow the “Warning” or “Disqualification” procedures.

## 5.9 IF A FOUL IS COMMITTED AFTER THE BELL RINGS

---

- If a foul has taken place after the bell has sounded and merits a warning, the Referee should wait until the commencement of the next round
- At the commencement of the next round, the Referee should command “Stop”
- The Referee should then issue a caution or warning following the proper procedure



## ➔ 5.9.1 CONSULTING THE JUDGES

- In the event the Referee must consult the Judges, the Referee should:
  - Call “Time” and direct the Boxers to the neutral corner.
  - Ask each Judge “foul or no foul”
  - Each Judge will reply “foul, no foul” or “did not see”
  - The decision will be given based on the majority of the Judges who saw the action
  - Only the opinion of Judges that saw the action will count.
- Example
  - 2 Judges reply “no foul”, 2 Judges reply “foul”, 1 Judge replies “did not see” = No Foul
    - The logic for this outcome is no majority declared that a foul was committed
  - 4 Judges reply “did not see”, 1 Judge replies “foul” = Foul
    - The logic for this outcome is 1 Judge becomes the majority and decides the outcome
  - 3 Judges reply “foul”, 2 reply “no foul” = Foul
    - The majority declared that a foul was committed.

The Referee should keep in mind, when acquiring the consultation votes of the Judges that the only votes the Referee can use are from the Judges who saw the infraction. If a Judge responds with “I did not see”, his/her vote will not be utilized at all.

## ➔ 5.10 TO ADMINISTER AN EIGHT (8)-COUNT

- The Referee should command “Stop”
- The Referee should send the other Boxer to the neutral corner
  - The Referee may suspend the count, if the Boxer does not remain in the neutral corner
- When the Referee is giving a standing eight (8)-count, he/she must remember that the majority of his/her attention should remain with the Boxer who is injured
- The Referee should begin his/her count after establishing his/her position with two things in mind:
  - Maintain an adequate distance from the injured Boxer to ensure proper vision of the boxer’s entire body
  - Establish a position to visually see the opposing Boxer and ensure that Boxer remains in his/her neutral corner.
- The count:
  - The Referee will count with intervals of a second between the numbers, and will indicate each second with the hand so that the Boxer who is being counted can be aware of the count.
  - The Referee should begin his/her count with his/her hand directly in front of the injured Boxer, and should maintain them in this position for the entire eight (8)-count so that the injured Boxer always sees the hand count.
  - Before the number “one” is counted, an interval of one second must have elapsed from the time when the Boxer is down, and the time of announcing “one”.

- In the process of counting, the Referee's hands should be in front of the Boxer at arm's length. The Referee should refrain from counting in a manner where his/her hands are lowered after each count 1, 2, 3, 4, etc. as the Boxer must always have a full view of the Referee's count.
- When counting, the Referee should angle him/herself to have a view on the Boxer in the neutral corner while fully concentrating on the "down" Boxer. The Referee should also refrain from turning around and turning his/her back to the injured Boxer when trying to ensure the opposing Boxer is in his/her neutral corner. Ensuring that he/she remains in his/her neutral corner is important, but not as important as the eight (8)-count on the injured Boxer.
- While administering the eight (8)-count, the Referee should watch for the following:
  - The Boxer's eyes and facial expressions
  - The Boxer's stability and balance
  - If the Boxer in the ready position
  - And he/she should determine if the Boxer really wants to continue.

#### In the Event of a Knockout

- The Referee should command "Stop"
- The Referee should follow the "To administer an eight (8)-count" procedure
- After the Referee has said "Ten", the Bout ends and must be decided as KO.

#### In the Event of a Knockout that requires Medical Attention

- If the Referee believes that the count to eight (8) or ten (10) would be detrimental to the safety of the Boxer, he/she will waive off the Bout and immediately call for medical attention
- The Referee should not move the Boxer under any circumstance unless requested to do so by the Ringside Physician
  - The Referee should not remove gumshield, headguard, shoes, etc.
- The Referee must ensure no other personnel is in the ring except the Ringside Physician, unless specifically requested by the Ringside Physician.

#### Cleaning Gloves

If a Boxer falls to the canvas, the Referee should

- Command "Stop"
- Ask the Boxer, with gesture, to extend arms and show gloves
- Wipe gloves of fallen Boxer with own hands
  - The Referee must not wipe gloves on his/her own shirt
- Command "Box".



## 5.11 IN THE EVENT OF A CUT

- The Referee, upon noticing any bleeding, must give the command “Time”, and take the Boxer to the Ringside Physician depending on the severity of the injury.
- The Referee will have, on his/her own person, a sterilized pad to clean an injured area depending on the severity. Once the injured Boxer is cleaned with the sterilized pad, it is to be discarded immediately in the plastic bags located in the neutral corners.
- If an injured area continues to bleed, the Referee will consult the Ringside Physician. The Ringside Physician will inform the Referee whether the Boxer is fit to continue or not.
- In the case a facial cut is not severe, the Referee will not stop the Bout, but simply inform the Supervisor as he/she walks by the Supervisor’s table.
- In the case a facial cut is severe, the Referee will take the Boxer to the Ringside Physician and immediately inform the Supervisor of the cause of the injury:
  - Head Butt (Intentional)
  - Clash of Heads (Accidental)
  - Legal blows
- If the Referee is in doubt whether to take the Boxer to the Ringside Physician, the Referee should take the Boxer to the Ringside Physician anyway because safety should be the primary concern.
- In the event a bout has been stopped due to clash of heads, the Referee should inform the Supervisor, then indicate to the judges that the bout result will now go to points and they must push their keypad buttons to score the round.

### Nose Bleeds

- If there is a small trickle of blood coming from the Boxer’s nose, it is not necessary for the Referee to stop the action
- If there is excessive bleeding from the nose, the Referee should then stop the action to clean the blood.
- The Referee is only responsible for wiping the blood off using a gauze. The Referee should not touch, squeeze, push or place anything in the nostril of the boxer.
- The same procedures outlined in “In the event of a Cut” may be followed if after cleaning the blood, the bleeding continues or the Referee feels the boxer’s nose should be checked by the Ringside Physician.

### Disposal of Gauze

- In the event the Referee has to clean any blood, the Referee will command “Time”.
- The Referee will take the Boxer to the neutral corner, preferably where the Ringside Physician is located
- As the Referee walks toward the corner with the injured Boxer, the Referee will take out the sterilized gauze.
- In the corner, the Referee will clean the bloody area and if the Referee determines that there is a need for the Ringside Physician, he/she will ask the Ringside Physician for an examination of the Boxer
- The Referee will dispose the used gauze in the hygiene bag located in the neutral corner.
- The Referee should not hold on the bloody gauze on hand or place it back in his pocket.
- The Referee must ensure that the other Boxer remain in the opposite neutral corner.

## ➔ 5.12 ABANDON (ABD)/REFEREE STOPS CONTEST (RSC)

A Second can withdraw a Boxer by:

- Mounting the apron and signaling the stoppage with a towel or hand
- Throwing in the towel (not during the Referee's count)

### When a Second appears on the apron during the Round

- When the Referee notices a Second mounting the apron, the Referee should command "Stop" or "Time"
- The Referee should send both Boxers to their neutral corner
- The Referee should verify with the Second the reason for mounting the apron
  - Stop Bout
  - Forgot gumshield
  - Correct the Boxer's attire, etc.
- These examples would influence the decision of the Referee
  - Stopping Bout – ABD
  - Return gumshield or correct the Boxer's attire – Bout continues.

### If a Boxer wants to withdraw during the Rest Period

- The Referee must wait until the commencement of the next round
- The Referee should not declare a RSC during the rest period
  - The Referee should not notify the Supervisor nor the opposing corner
- At the commencement of the next round, if the Boxer or the Coach clearly signal retirement, the Referee will command "Stop"
- The Referee must inform the Supervisor of the decision
- The Referee must inform the opposing corner of the **RSC**

## ➔ 5.13 TEN SECONDS LEFT IN THE ROUND

- The Referee will listen to the sound signal from the Timekeeper and Gong Operator
- Upon hearing the signal, the Referee should move in closer to the action and be ready to step in to prevent a late hit.

### If a Boxer confuses a Bell (terminating Round)

This applies to AOB Competition when more than one ring is in use.

- One or both Boxers lower their gloves or they begin walking toward their corner
  - The Referee will command "Stop"
  - The Referee will signal to both Boxers to be in "ready" position
  - The Referee will command "Box".

- Both Boxers remain in the ready position, but they look confused
  - The Referee will command “Box”.

#### During the Rest Period

- The Referee must ensure that both Boxers retire to their respective corner
- The Referee must respect that the rest period is for Boxers and Coaches, thus not interfere
- It is not mandatory that Boxers face each other during the rest period, therefore the Referee should not caution
- The Referee should stand in the appropriate manner
  - Stand with both arms down to the side or both arms behind his/her back
  - Should not hold the ropes or lean back into the corner
- The Referee should check both corners for any issue/concern
  - If the Referee notices that more than two Seconds are on the ring apron, the Referee must ask one Second to leave the apron
- While in the neutral corner, the Referee must check his/her own attire
- While in the neutral corner, the Referee must check the Supervisor, the Ringside Physicians and the Judges who may need his/her attention.

#### Ten Seconds left in the Rest Period

- Upon hearing the signal, the Referee should move to the center of the ring
- The Referee should observe both corners and make sure the Boxers are getting ready to box again
  - If there is no sign of Coaches retiring to their seats, the Referee shall make suitable verbal command and gesture to have Coaches exit the ring
  - Make sure both Boxers have gumshields, no excessive Vaseline/water
  - Make sure both corners are clear (no water puddle in the corner, no water bottle left on the apron, Boxers’ seat, etc.).
  - It is permissible for the Referee to issue a reminder to boxer(s) regarding any infraction committed in the previous round.

## 5.14 IN THE EVENT THE SCORING SYSTEM MALFUNCTIONS

#### Proper Procedure for the Referee

- The Supervisor will gain the Referee’s attention to advise that the computer has failed
- The Supervisor will ask the Referee to inform the Judges that they should commence using manual score cards
- The Referee will command “Time”
- The Referee will send both Boxers to their neutral corner
- The Referee will inform each Judge to use manual score cards

- At the end of each round, the Referee must collect each manual score card from the Judges and hand them to the Supervisor
  - The Referee should check the score card of each Judge to make sure scores are written clearly and correctly.

#### Proper Procedure for the Judge

- When the Referee informs the Judges that they should commence using manual score cards, the Judges must use the manual score cards which will be available on each Judge's table
  - At any point in time, if the Scoring system fails, the Judges will have to use manual score cards to score the whole round
- At the end of each round, the Judges will hand over the score cards to the Referee who will check and hand them to the Supervisor.

## 5.15 THE DUTIES AFTER A BOUT

---

#### After a Bout, the Referee will:

- At the final bell, command “Stop”
  - The Referee should not turn back on the Boxers, but wait for the Boxers to retire to their respective corner before returning to the neutral corner
- Wait for Boxers to remove their gloves (and headguards if appropriate)
- Signal the Boxers to the center of the ring
- At this stage, shake the hand of each Boxer in recognition of their efforts, courage and sportsmanship
- Take this opportunity to check the bandages
- Once the announcer is ready to read the decision, hold each Boxer's wrist and await the decision
- At the decision, the Referee will raise the winner's arm
  - The Referee must remain neutral at all time
- When the Boxers have left the ring, the Referee will exit (first in, last out).

# APPENDIX I

## ETHICS

---

### ETHICS

#### Guidance for R&Js

- Along with Boxers' safety, Referees' top priority is to hold integrity and fairness.
- Judges should avoid eye contact with other Judges during or in between rounds.
- R&Js must avoid **all** conflicts of interest.
- R&Js must show tolerance and consideration to each other in any circumstances and must remember that everyone is working as a team. This also includes showing respect and appreciation to the Local Organizing Committee / Host Federation.
- R&Js must not retaliate against fellow Judges over any bout decisions.
- R&Js should not engage in any conversation with anyone regarding any bout decisions.
- R&Js should understand that growth and improvement comes from continuous learning.
  - R&Js should learn from critiques and take them in the spirit as they are given and do not become defensive as critiques are there to help improvement.
  - R&Js should learn by watching the Bouts they are not assigned to work as there is always room for improvement and to learn from the others.
- R&Js must be punctual to all arrangement including meetings and seminars.
- R&Js must maintain a professional decorum around the Field of Play as spectators and media are constantly watching.
- R&Js must ensure their uniform is clean and tidy.
- The R&J Lounge is the main location for R&Js. This area should not be left, except for going to the bathroom or if requested by AIBA Staff. When it becomes necessary to leave the Lounge for whatever reason, R&Js must inform one of their colleagues.
- R&Js must not receive any cash and must not accept any gift that could be considered as bribery
  - Any dining or social event with the R&Js' own National Federation, or other National Federation, which has not been approved by AIBA
  - Any gift from any National Federation which has not been approved by AIBA.
- R&Js should not consume any alcohol/drugs that would affect their decision making before and during the competition.
- R&Js should also be careful with over indulgence with alcohol after the competition.
- Outside of the Competition Venue, R&Js should make themselves available to the Supervisor and/or any AIBA Staff for meetings, discussions, etc.
- R&Js should not engage with any form of media/press without prior approval from AIBA.
- R&Js should remain neutral all the time and should refrain from talking to Boxers and/or Coaches around of the Field of Play and in the Competition Venue.
- R&Js should not have mobile phones, computers and/or any communication devices in the Competition Venue. These items should be left in the hotel room.



## **APPENDIX II** **AIBA OFFICIALS' OATH**

---

### AIBA Officials Oath

During AIBA competition, an R&J will be selected to read the AIBA official's oath during the open ceremony.

"On behalf of all the Officials taking part in the < Name of Event>, I pledge to uphold the rules of the tournament and to guide the competition with impartiality and justice, honoring all participants by acknowledging the value of their efforts while striving to lift the sport of boxing to a new ethical standard."

# APPENDIX III

## AIBA CODE OF CONDUCT

---

### AIBA Code of Conduct

#### DIGNITY

- Code 1:** I shall not be under the influence of alcohol while officiating or participating in any AIBA Competition, including all related meetings and weigh-ins.
- Code 2:** I shall not smoke in the Competition Venue.
- Code 3:** I shall not conduct myself in any manner that may bring the sport of boxing and/or AIBA into disrepute.

#### INTEGRITY

- Code 4:** I shall not collude or collaborate with any party by violating any Rule (as applicable).
- Code 5:** I shall not socialize with or become intimate with Boxers and/or Coaches and Seconds and/or other team delegation members, or enter into any relationship or take any action that casts doubt on my impartiality as a Competition Official. In the event that I believe any relationship may cause a perception of bias I shall declare the relationship in advance to AIBA Headquarters for consideration in appointments.
- Code 6:** I shall at all times conduct myself in a professional and ethical manner, giving due regard to the Supervisor.
- Code 7:** I shall not, directly or indirectly, solicit, accept or offer any form of remuneration or commission, nor any concealed benefit, service or gift of any nature that could be considered as a bribe or undue influence, connected with anyone related to any Competition in which I participate. I confirm that any approaches or offers made in this regard shall be reported immediately to a relevant person.
- Code 8:** Only official souvenirs as approved by AIBA Headquarters may be given or accepted, as a mark of respect or appreciation for my contribution.

## CONFIDENTIALITY

- Code 9:** When performing my duties as a Competition Official, I shall not communicate with anybody about any competition related issue within the Competition Venue and/or any other location for the entire period of the competition and after, especially to persons from my own country such as National Federation members, Executive Committee members, media and the public. I shall not comment about any competition related issues on social media.
- Code 10:** I shall treat any information I may receive from AIBA or learn in the course of my duties as a Competition Official as confidential and will not inform others including but not limited to those involved in National Federation team delegations.

## RESPONSIBILITY

- Code 11:** I shall be on time for all Competitions assigned to me.
- Code 12:** I shall be available to attend any Competition Official's meetings on or before the Competition day.
- Code 13:** I shall fulfil all duties assigned to me by the Supervisor.
- Code 14:** I shall not use or carry any electronic communication device, including but not limited to a mobile phone, a laptop and a tablet computer inside the Competition Venue.
- Code 15:** I shall maintain a good physical condition, personal hygiene and a professional appearance at all times when performing my duties as a Competition Official.
- Code 16:** I shall not criticize or attempt to explain calls or decisions made by other Competition Official, unless where requested by the Supervisor to do so.
- Code 17::** I shall respect all AIBA Rules.

I agree to be bound by this Code of Conduct and acknowledge that any infringement of this Code of Conduct may be referred to the AIBA Disciplinary Commission / AIBA Executive Committee and could lead to disciplinary investigation and sanction against me.

DATE: \_\_\_\_\_

NAME: \_\_\_\_\_

SIGNATURE: \_\_\_\_\_

## ➔ APPENDIX IV FOUL ILLUSTRATION PICTOGRAMS

---

1. Hitting with the elbow



2. Any blow on the back of the head



### 3. Hitting below the belt



Step 1



Step 2

4. Hitting with an open glove



5. Hitting on the back



## 6. Hitting an opponent who is down



Step 1



Step 2



7. Kicking with the knee



8. Head Butt



9. Holding (body)



10. Holding opponent's arm



11. Holding and Hitting



12. Clinching with straight arms



13. Pulling Boxer in close



14. Hanging onto the opponent



15. Wrestling



16. Stepping on toes



17. Sparring/Measuring



18. Pushing head down



19. Pressing with the forearm



20. Lacing



21. "Listen"



22. Turning around





23. Completely passive defense



24. Any use of the ropes



## 25. Ducking below the beltline



Step 1



Step 2

26. Head up



Step 1



Step 2

## 27. Mouth Piece Caution



Step 1



Step 2

## 28. Boxer Talking



Step 1



Step 2

